



TRAINING PROGRAM

At Marsilli we know how important training is in order to optimise the operation and production of machines and systems.

To this end we organise made-to-measure courses, in line with the machine and the operator's experience.

We organise interactive and local training sessions either in our facilities on our demo machines or in your facility with your equipment.

Different training sessions with beginner, intermediate and advanced levels are available:

- Winding machine
- Welding machine
- Automation module
- Bridge: advanced programming
- Combination of the previous training or customized training tailored to your specific need

Winding machine

Marsilli have planned a complete course for our winding machines. All our winding machines: needle, flyer or spindle. After spending a few days with us you will know how to handle them throughout the whole process and the small daily maintenance activities.

If you have specific requirements, contact us. We will be able to offer you a course tailored to you and your winding machine.

Level 1 – OPERATOR

Duration: 1 Day

Participants: max. 5 Persons



- Operator Panel
- ICS 2000 (depending on the access level)
- Safety Guard Function
- Wire Change
- Tensioners
- Adjustment and Control of the Wire Guide Tube
- Checking the Wire Tension
- Product Changeover (depending on the Access Level)
- Adjustment and Control of the Cutting Device
- Winding Machine Reset
- Start up / Shut down
- Winding Machine Cleaning
- Machine Documentation
- Spare Part Identification

Level 2 – MAINTENANCE

Duration: 3 Days

Participants: max. 5 Persons

Requirement Level 1



- Maintenance (Lubrication, Grease etc.)
- Input / Output Menu
- Movement of the Axes
- Removal and Installation of complete Axes
- Calibration and Control of Axes (Mechanical Zero)
- Calibration of Tensioners
- Replacement of Motor and Belts
- Replacement / Backup of Servo Motor and Axis Driver
- Replacement of Servo Control
- Replacement of Tensioners
- Creating a Backup (Machine, ICS, Axes Parameters)
- Electrics / Pneumatics
- Machine Documentation
- Spare Part Identification
- **Optional:** Repair and Maintenance of the Stripping Head

Level 3 – PROGRAMMING

Duration: 3 Days

Participants: max. 3 Persons

Requirement Level 1 and 2



- Introduction to Winding Programs
- Creation of a new Winding Program
- Adjustment of Parameters
- Adjustment of Wire Tension
- Adjustment of Cutting Position
- Adjustment of General Positions
- Creation and Modification of a Copy of the Winding Program
- Renaming / Deleting the Winding Program

This course can be combined with one of the others in the program.

Welding machine

Our MWS (Marsilli Welding Machine) is small but complex. This course has been thought out to assist the work of the welding operators. In three days they will become experts on our welding machine.

If you have specific requirements, contact us. We will be able to offer you a course tailored to you.

COMPLETE PACKAGE

Duration: 3 Days

Participants: max. 5 Persons



- Start up / Shut down
- ICS 2000
- Operator Panel
- Safety Guard Function
- Input / Output Menu
- Parameters of Welding Cycle



- Welding Recipes
- Mechanical Zero
- Replacement and Adjustment of Electrodes
- Replacement and Calibration of Load Cell
- Replacement of MWS Head Motor
- General Maintenance of the Welding Machine



- Replacement of Marsilli Inverter
- Backup and Restore of Parameters
- Machine Documentation
- Spare Part Identification
- Welding Test (incl. Cross section and analytical Evaluation)

This course can be combined with one of the others in the program.

Automation module

Does your new line seem very complicated? Don't worry. We have thought of a course just for you, through which managing automation will become a walk in the park.

If you have specific requirements, contact us. We will be able to offer you a course tailored to you and your automation unit.

Level 1 – OPERATOR

Duration: 1 Day

Participants: max. 5 Persons



- Operator Panel
- ICS 2000 (depending on the Access Level)
- Safety Guard Function
- Unit Reset
- Start up / Shut down
- Cleaning Instructions
- Product Changeover (depending on the access level)
- Machine Documentation
- Spare Part Identification

Level 2 – MAINTENANCE

Duration: 2 Days

Participants: max. 5 Persons

Requirement Level 1



- Adjustment of Gripping Unit
- Adjustment of Shifter
- Replacement of Belt and Motor
- Replacement of Shock Absorber
- Adjustment of Pick and Place
- Replacement / Backup of Servo Motor and Axis Driver
- Calibration and Control of Axes
- Input / Output Menu
- Electrics / Pneumatics
- Machine Documentation
- Spare Part Identification
- CAN-Bus Analysis
- Analysis of Axes drives (Error Log, Motor Current Analysis, Characteristic lines etc.)
- Replacement and Configuration of Memory Reader Module (Software and Electronics)

CAMERA

Duration: 3 Days

Participants: max. 5 Persons

Requirement Level 1 and 2



- SensoPart
- Cognex
- Replacement, Installation and Alignment of the Camera with Adjustment Tool: SensoPart and Cognex

This course can be combined with one of the others in the program.

Bridge advanced programming

We have thought of a course for expert programmers, which will bring you to the same skill level as the Marsilli programmers. Given the complexity of the subject matter, it requires skill and experience in programming and automation.

If you have specific requirements, contact us. We will be able to offer you a course tailored to you.

Level 3 – PROGRAMMING

Duration: 4 Days

Participants: max. 3 Persons



Day 1

- HW Architecture lines
- SW Architecture lines
- Description of the controller and boards used
- ICS2000
- PowerPlcBridge

Day 2

- BRIDGE SW
- Project structure
- Difference between program, function and function-block
- Analysis of a project in "run" and identification of the tasks
- Syntax of the programming language
- Use of DEFINE
- Use of libraries
- Programming a unit via BRIDGE SW
- Unit structure
- Special unit conditions
- Analysis of a unit program with and without recipes
- Implementation of new recipes in ICS2000
- Using a unit program from the panel
- Debugging a unit program
- Modifying a unit program
- Error diagnosis of a unit program

Day 3

- Simulation of machine start up with problems
- Modifying a unit program
- Implementation of new recipes in ICS2000
- Adding functions for the handling of a new cylinder
- Adding a button on a control panel and Implementation in the program

Day 4

- Calibration of axes with Infranor SW
- Dianosis of axis movements with Bridge SW
- Mechanical zero procedure with ICS2000 SW
- Debugging test, programs to carry out on the machine
- Insights
- Programming a line unit

This course can be combined with one of the others in the program.

Our CONTACTS

Our Service centers are strategically located worldwide so that we can always ensure the fastest and best response thanks to our **highly-skilled local teams**. We can count also on **local spare parts warehouse** where we keep everything that our customers might require.

Close to you, wherever you are!

Marsilli S.p.A.

Headquarters

Via per Ripalta Arpina, 14
Castelleone, CR, 26012
service@marsilli.com



Marsilli Deutschland GmbH

Albert-Nestler Str. 13
76131 Karlsruhe
General inquiries: service@marsilli.com
Trainings: training.de@marsilli.com

Marsilli North America Inc.

11445A Cronridge Dr.,
Owings Mills, MD 21117
info.mna@marsilli.com



Marsilli India Pvt Ltd

37/3 M N Krishna Rao Road
Bengaluru - 560004, INDIA
info.india@marsilli.com



Marsilli Automation Technology (Suzhou), Ltd.


No. 101, Bldg 4, OETPark Science Park,
No. 69, Weixin Road, SIP, Suzhou,
Jiangsu Province, P.R. China 215122
info.mat@marsilli.com





Marsilli Mexico S de RL de CV

Jalpa de Serra 80,
Parque Industrial de Querétaro 2,
76220, Santa Rosa De Jáuregui, Querétaro
info.mex@marsilli.com



 **AMERICAS**
USA: +1 410 654 2425
Mexico: +1 410 654 2425

 **EUROPE**
Italy: +39 0374 355434
Germany: +49 721 6105 3500

 **ASIA**
India: +91-80 4211 4632
China: +86 512 8080 2345

